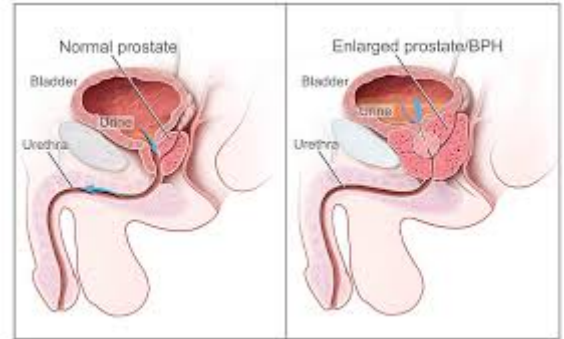


Prostatic Artery Embolization

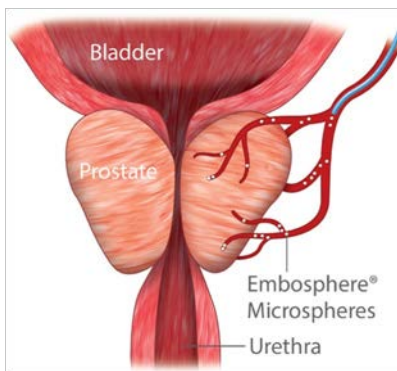
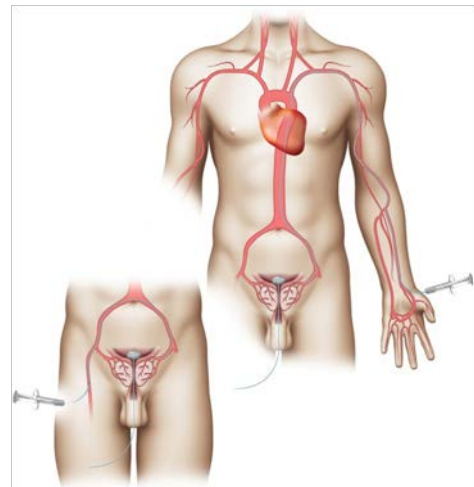
MUSC now offers a procedure called Prostatic Artery Embolization (PAE) for the treatment of enlarged prostates. Most men over the age of 60 have an enlarged prostate, which can cause difficulty with urinating such as inability start urinating, weak stream, incomplete emptying, and urinary frequency (having to go urinate often). Men with enlarged prostates also may have to get up multiple times at night to urinate due to a sensation of a full bladder. These symptoms can be very limiting to a man's life, as well as his partner's.



Typically, prostate enlargement is treated by Urologists who prescribe medications or perform a surgery in which instruments are placed into the penile urethra, which is the small tube that connects the bladder to the penis. While surgery works well, many men may avoid treatment due to possible side-effects of surgery or seek alternatives which are less invasive.

What is PAE?

The PAE procedure is a relatively new, minimally invasive procedure designed to shrink the enlarged prostate by blocking the blood flow into the prostate gland. This is achieved entirely without surgery, through a small incision in the wrist or groin. Through this tiny incision, your doctor inserts a thin tube called microcatheter into the blood vessels that feed the prostate. After your doctor confirms that placement of the microcatheter is correct, small beads are injected to block the flow of blood to the gland.



The beads are compatible with the human body and, by blocking the prostatic artery, they will make the prostate gland shrink in size. The doctors who are experts on the PAE procedures are the Vascular Interventional Radiologists. After the procedure, most men experience minor and self-limited side-effects that last only a few days such as urinary burning or bladder spasms. The vast majority of patients tolerate this procedure very well and have their urinary symptoms alleviated following PAE.

Are You a Candidate?

The doctors of the Division of Vascular Interventional Radiology (VIR) at MUSC have extensive training and experience in embolization procedures and are now offering the Prostate Artery Embolization (PAE) procedure. Dr. Andre Uflacker is the leading doctor on this procedure, who has extensive experience in PAE. The VIR doctors work closely with the MUSC Department of Urology, and all patients undergo an evaluation to ensure that they are adequate candidates for the procedure.

If you are a man over the age of 45, who suffers urinary symptoms due to a large prostate, you may be a candidate for PAE. Many men also experience side effects from medications such as dizziness or sexual dysfunction and may choose to try PAE so they can discontinue prostate medicines. A few men with enlarged prostate may have such large glands, that they are not candidates for the traditional Urological surgeries.

Call 843 -985-4723 (4PAE) or click [here](#) to learn more and schedule and appointment.



Andre Uflacker, MD